

INSULATED SHUTTER DP 105

Description

The shutter is composed by 93 mm elements clamped together, made of powder coated profiled steel strips filled with polyurethane foam.

Vertical sliding with upper roll up.

Lateral gasketstops in nylon and bottom part in black extruded aluminium with gasket, on request side stoppers. The shutter is supplied completely assembled.

On request windows with plexiglass.

Conform to the norm UNI EN 13241-1 **CE**

The shutters exposed to the wind, for instance in the case of façade installation, they must have the Class 2 conforming with the EN 12424.

Characteristics and materials

Material		Steel With polyurethane foam
Strip thickness	[mm]	0,692
Element thickness	[mm]	20,00
Weight	[kg/m ²]	13,50
Max. width	[m]	12,00
Flame resistance		Class reaction B2
Salt spray resistance	[ore]	Up to 500
Wind resistance Class 2 ⁽¹⁾ Up to L x H		7000x5000
Places of use		Garage - Shops, fori di elevate dimensioni

1. Obtainable without tear-proof brackets.

Dimensions

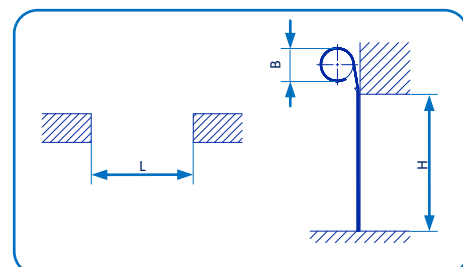
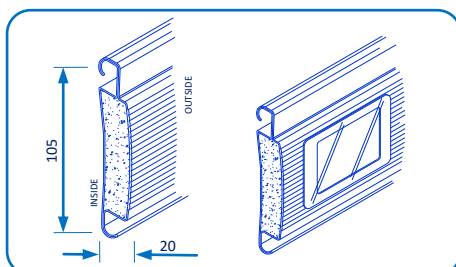
The values are approximates. For specific details contact our Technical Department.

In case of rotating shaft the minimum vertical space is 500 mm (motor + supports).

In case of shutter with spring or octagonal shaft D.70, look at the table below.

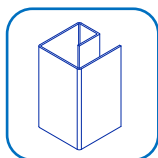
H Height	B - Roll Diameter mm																					
	Shaft with spring										Octagonal shaft D.70 with adapter D. 180											
6000	480	480	510	510	510	-	-	-	-	-	-	-	-	-	480	-	-	-	-	-	-	-
5500	460	460	495	495	495	495	-	-	-	-	-	-	-	-	460	-	-	-	-	-	-	-
5000	440	440	440	480	480	480	480	-	-	-	-	-	-	-	440	-	-	-	-	-	-	-
4500	420	420	420	465	465	465	465	465	-	-	-	-	-	-	420	420	-	-	-	-	-	-
4000	400	400	400	400	450	450	450	450	450	-	-	-	-	-	400	400	-	-	-	-	-	-
3500	380	380	380	380	380	435	435	435	435	435	435	-	-	-	380	380	380	-	-	-	-	-
3000	360	360	360	360	360	360	415	415	415	415	415	430	-	-	360	360	360	-	-	-	-	-
2500	345	345	345	345	345	345	400	400	400	400	400	400	400	410	345	345	345	345	-	-	-	-
2000	330	330	330	330	330	330	385	385	385	385	385	385	385	385	330	330	330	330	330	-	-	-
	1500	2000	2500	3000	3500	4000	4500	5000	5500	6000	6500	6750	7000	7500	1500	2000	2500	3000	3500	4000	4500	5000

L – Length of the opening



Sliding guides

- G profiled guides in galvanized steel thickness 2,0 mm
- 60 x 60 – 80 x 60 – 80 x 80 – 100 x 80
- for shutters with upper roll up diameter higher than 450 mm
- for installation behind the opening
- for wind-proof and/or tear proof

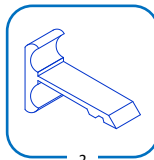
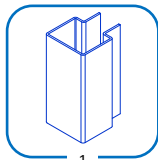


Accessori

Wind-proof and tear-proof kit

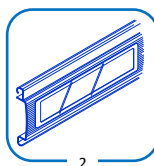
Kit for certified product or for use in windy areas supplied with:

1. Profiled guides
2. Tear-proof brackets



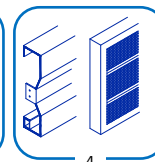

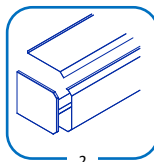
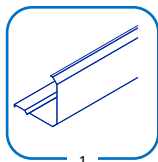
Window

1. Slats with slots 130x60 mm and transparent plexiglass
2. Slats with slots 500x64 mm and transparent plexiglass





Top and Lid

1. Front panel
2. Carter composed by front panel, front upper and pair carter clips
3. Carter with removable front panel
4. External lid in galvanized sheet



Automation

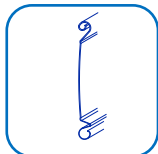
1. Manual operation for shaft with spring
Round shaft Ø 48 – 60 – 76 – 89 – 101
2. Manual operation with torsional spring
Octagonal shaft L. 70 – 102
3. Axial motor for shaft with spring
Round shaft Ø 48 – 60 – 76 – 89 – 101
4. Tubular motor
Octagonal shaft L. 70
5. Side motor
Round shaft Ø 159 – 193 – 219 – 244 – 273 – 323 – 406
6. Forza motor
Octagonal shaft L. 70 – 102



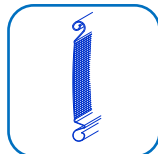
Finishing

Steel			
Simil RAL	Description	Simil RAL	Description
1013	Oyster white	8014	Sepia brown
3000	Flame red	8017	Chocolate brown
5010	Gentian blue	9002	Grey white
6005	Moss green	9006	White aluminium
7015	Slate grey	9007	Grey aluminium
7035	Light grey	9016	Traffic white

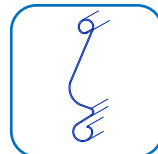
The complete range of rolling shutter



Blank P.115



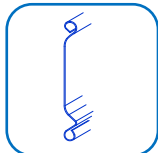
Micro-perforated P.115



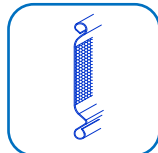
Blank P.97



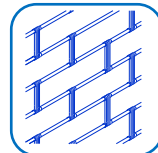
Micro-perforated P.97



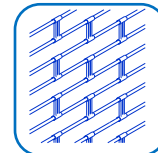
Blank P.73



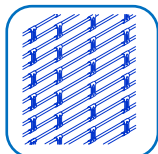
Micro-perforated P.73



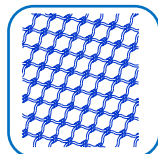
Tubolar P.120



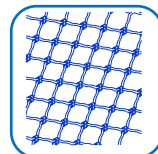
Tubolar P.95



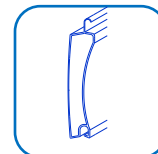
Tubolar P.60



Tubonda




Tondino



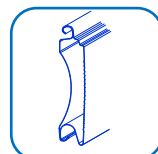
Insulated DP.77



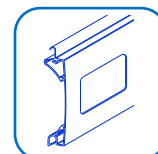
Insulated DP.105



Insulated F.100



Insulated F.140



Windowed

Details and images in this leaflet are not binding.
Conegliano Serramenti s.r.l. reserve the right to modify them without notice at any time.

Conegliano Serramenti S.r.l

Via Campolongo 1/E Loc.Ramera Z.I. / 31010 Mareno di Piave – Treviso - Italy

Tel: +39 0438.4985 Fax: +39 0438.498540 / Web site: www.coneglianoserramenti.it www.forza-motion.com

P.I. e C.F.: 00532460268- N.Reg.Imp.di TV 8758 / Capitale Sociale i.v.: € 78.000,00 – Capitale esistente al 31.12.15 € 78.000,00i.v.